



# **PRODUCTION OF PEANUT**

## **BUTTER**

***Manufacturing Plant, Detailed Project Report, Profile, Business Plan, Industry Trends, Market Research, Survey, Manufacturing Process, Machinery, Raw Materials, Feasibility Study, Investment Opportunities, Cost and Revenue, Plant Economics, Production Schedule, Working Capital Requirement, Plant Layout, Process Flow Sheet, Cost of Project, Projected Balance Sheets, Profitability Ratios, Break Even Analysis***

# Introduction

Peanut butter is a food paste made from ground nut or peanut. It consists essentially of cleaned, graded, blanched, roasted and crushed groundnuts containing about 45 percent of oil and over 25 percent of proteins, being thus a highly nutritive food. The major groundnut-producing countries of the world are India, China, Nigeria, Senegal, Sudan, Burma and the USA. The peanuts are shelled and dry-roasted the skins are removed and the nuts are finally ground.

This material is blended with salt and other ingredients that may include hydrogenated fat, dextrose, corn syrup solids, and lecithin and antioxidants.

Plant and machinery required for the manufacture of peanut butter are not much sophisticated and can be procured indigenously. Peanut butter is used for making Sandwiches, candy and other bakery products.

The consumption of peanut butter is less than 1% compare to milk butter, however we can say that it's growing steadily. More use of ready to eat products in breakfast and an awareness of getting good protein and fibre, the sale of peanut butter is found more in corporate areas of metros.



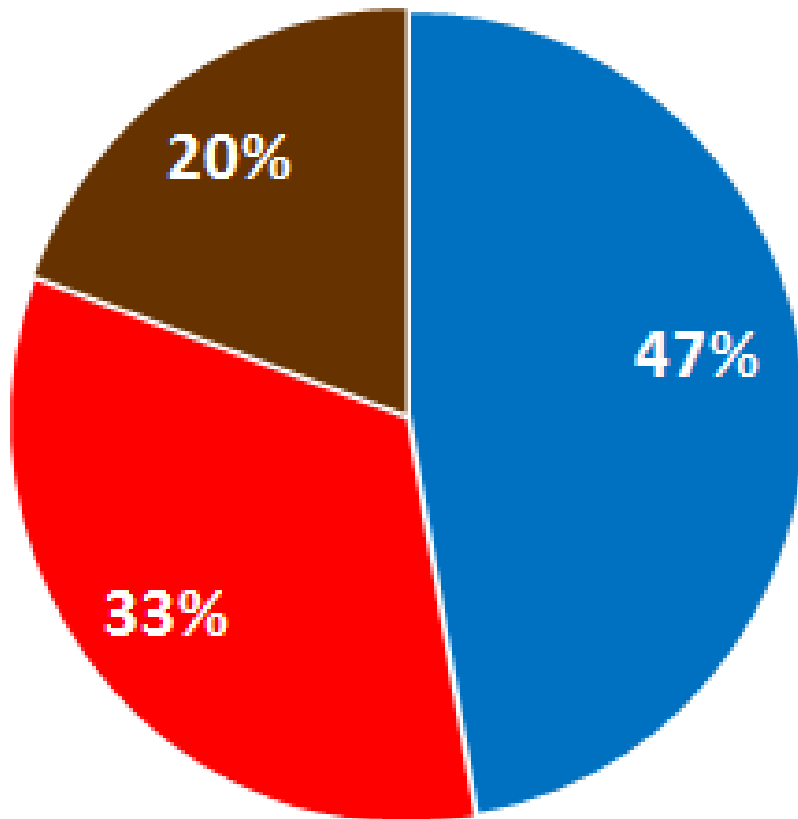


As per the industry estimates, annually 10,000 to 12,000 tonnes of peanut butter is produced in the India and over 90% is exported across the globe. Thus, as an entrepreneur this project offers an exciting opportunity to you.



# Market Outlook


## Peanut Butter Market in India



- Crunchy Peanut Butter
- Creamy Peanut Butter
- Chocolate Peanut Butter

Gujarat has been a leader in traditional butter production. Now, the state has also emerged as the largest manufacturer of peanut butter.

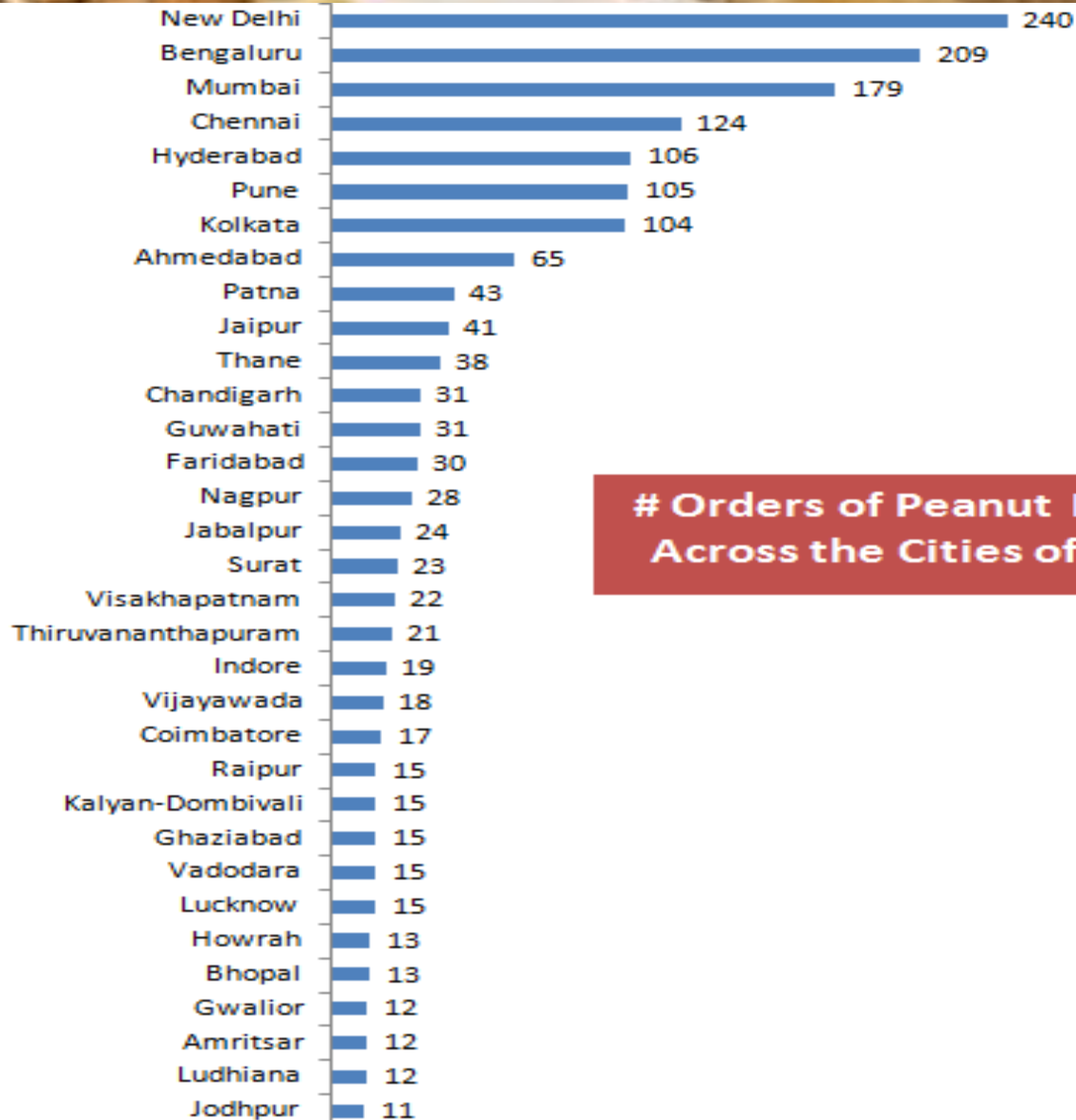
As per the industry estimates, annually 10,000 to 12,000 tonnes of peanut butter is produced in the state and over 90% is exported across the globe. Cumulatively, Gujarat produces around 900-1,000 tonnes peanut butter per month.

A wooden surface with a white bowl of peanut butter, peanuts, and peanut butter cookies. The bowl is in the center, and there are several peanuts and cookies scattered around it. The background is a warm, textured wood grain.

Ahmedabad, Saurashtra and Jaghadia in South Gujarat house majority of units, which make various types of peanut butter, including chocolate and honey flavoured.



# Order of Peanut Butter across the Cities of India



# Orders of Peanut Butter  
Across the Cities of India

# Few Indian Major Players are as under

- Ruparel Foods Pvt. Ltd.
- Agro Tech Foods Ltd.
- Bonville Foods Pvt. Ltd.
- United Foods
- R.M.Foods
- Super Nutri Foods
- Sonya Foods PVT. LTD.
- Das Foodtech Pvt. Ltd.
- Saaz Foods

# Project at a Glance

COST OF PROJECT				MEANS OF FINANCE			
Particulars	Existing	Proposed	Total	Particulars	Existing	Proposed	Total
Land & Site				Capital	0.00	140.36	140.36
Development Exp.	0.00	77.50	77.50	Share Premium	0.00	0.00	0.00
Buildings	0.00	177.00	177.00	Other Type Share			
Plant & Machineries	0.00	126.25	126.25	Capital	0.00	0.00	0.00
Motor Vehicles	0.00	10.00	10.00	Reserves & Surplus	0.00	0.00	0.00
Office Automation							
Equipments	0.00	55.00	55.00	Cash Subsidy	0.00	0.00	0.00
Technical Knowhow							
Fees & Exp.	0.00	20.00	20.00	Internal Cash Accruals	0.00	0.00	0.00
Franchise & Other				Long/Medium Term			
Deposits	0.00	0.00	0.00	Borrowings	0.00	421.08	421.08
Preliminary & Pre-operative Exp	0.00	2.50	2.50	Debentures / Bonds	0.00	0.00	0.00
Provision for				Unsecured			
Contingencies	0.00	12.50	12.50	Loans/Deposits	0.00	0.00	0.00
Margin Money - Working Capital	0.00	80.69	80.69				
<b>TOTAL</b>	<b>0.00</b>	<b>561.44</b>	<b>561.44</b>	<b>TOTAL</b>	<b>0.00</b>	<b>561.44</b>	<b>561.44</b>



# Project at a Glance

Year	Annualised		Book Value	Debt	Dividend	Retained Earnings		Payout	Probable Market Price	P/E Ratio	Yield Price/Book Value
	EPS	CEPS	Per Share		Per Share	Per Share				No.of Times	
	`	`	`	`	`	%	`	%	`		%
1-2	6.07	9.44	16.07	24.00	0.00	100.00	6.07	0.00	6.07	1.00	0.00
2-3	8.86	11.83	24.93	18.00	0.00	100.00	8.86	0.00	8.86	1.00	0.00
3-4	11.67	14.29	36.61	12.00	0.00	100.00	11.67	0.00	11.67	1.00	0.00
4-5	14.41	16.73	51.02	6.00	0.00	100.00	14.41	0.00	14.41	1.00	0.00
5-6	17.06	19.11	68.08	0.00	0.00	100.00	17.06	0.00	17.06	1.00	0.00



# Project at a Glance

Year	D. S. C. R.			Debt / - Depos its Debt	Equity as- Equity	Total Net Wort h	Retur n on Net Worth	Profitability Ratio					Assets Turnov er Ratio	Curre nt Ratio
	Individ ual	Cumulat ive	Overa ll					GPM	PBT	PAT	Net Contri bution	P/V Ratio		
	(Number of times)			(Number of times)		%	%	%	%	%	%			
Initial				3.00	3.00									
1-2	1.37	1.37		1.49	1.49	3.77	6.42%	3.45%	2.32%	512.7 4	13.96 %	3.47	1.07	
2-3	1.68	1.52		0.72	0.72	2.42	7.03%	4.48%	2.90%	570.8 9	13.33 %	3.63	1.19	
3-4	2.05	1.68	2.05	0.33	0.33	1.65	7.45%	5.24%	3.35%	651.7 9	13.31 %	3.64	1.32	
4-5	2.50	1.86		0.12	0.12	1.18	7.74%	5.79%	3.67%	732.6 9	13.30 %	3.55	1.47	
5-6	3.03	2.05		0.00	0.00	0.88	7.93%	6.19%	3.91%	813.6 0	13.29 %	3.42	1.78	

# Project at a Glance

## BEP

BEP - Maximum Utilisation Year	5
Cash BEP (% of Installed Capacity)	49.38%
Total BEP (% of Installed Capacity)	52.91%
IRR, PAYBACK and FACR	
Internal Rate of Return .. ( In %age )	28.61%
Payback Period of the Project is ( In Years )	2 Years 3 Months
Fixed Assets Coverage Ratio ( No. of times )	20.588

# Major Queries/Questions Answered in the Report?

- 1. What is Peanut Butter Manufacturing industry ?**
- 2. How has the Peanut Butter Manufacturing industry performed so far and how will it perform in the coming years ?**
- 3. What is the Project Feasibility of Peanut Butter Manufacturing Plant ?**
- 4. What are the requirements of Working Capital for setting up Peanut Butter Manufacturing plant ?**

- 5. What is the structure of the Peanut Butter Manufacturing Business and who are the key/major players ?**
- 6. What is the total project cost for setting up Peanut Butter Manufacturing plant ?**
- 7. What are the operating costs for setting up Peanut Butter Manufacturing plant ?**
- 8. What are the machinery and equipment requirements for setting up Peanut Butter Manufacturing plant ?**



**9. Who are the Suppliers and Manufacturers of Plant & Machinery for setting up Peanut Butter Manufacturing plant ?**

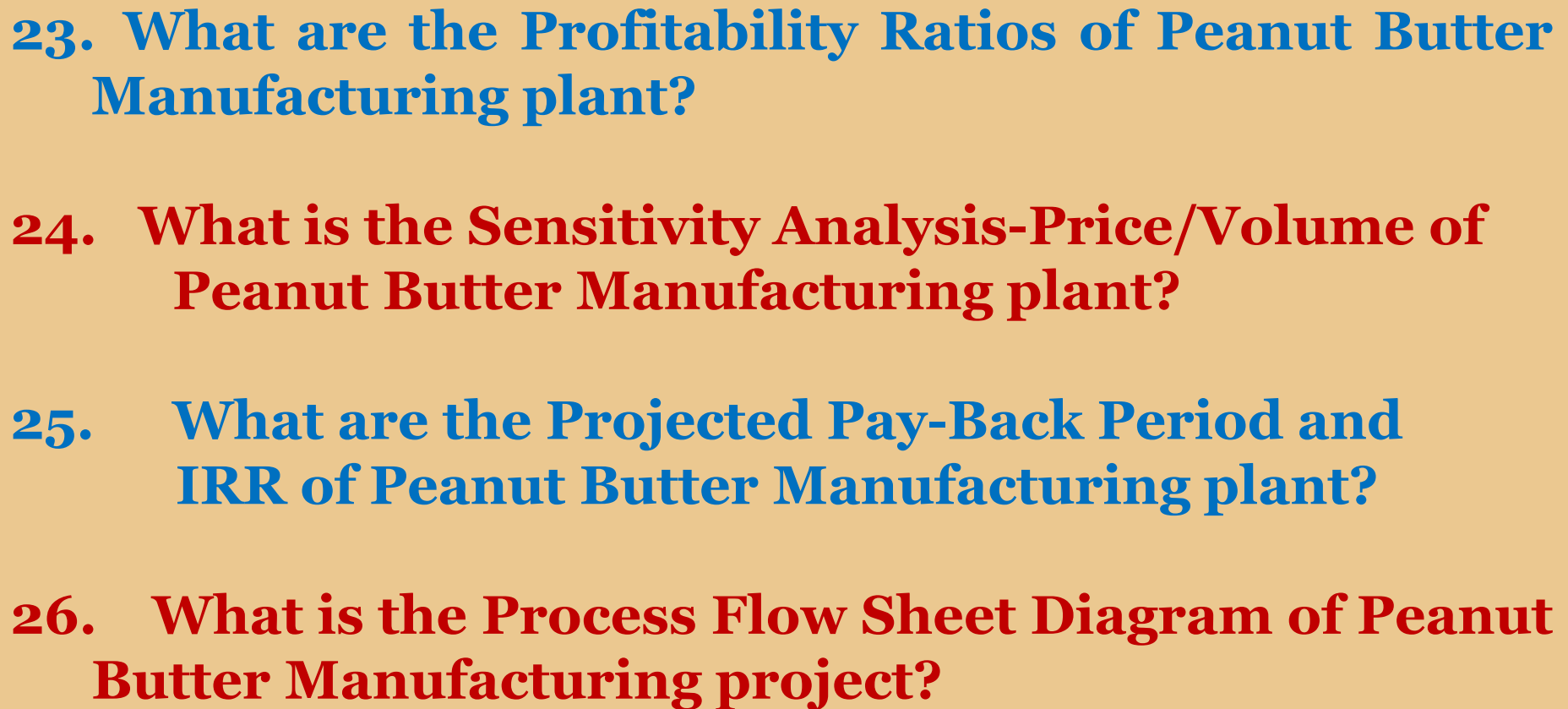
**10. What are the requirements of raw material for setting up Peanut Butter Manufacturing plant ?**

**11. Who are the Suppliers and Manufacturers of Raw materials for setting up Peanut Butter Manufacturing plant ?**

**12. What is the Manufacturing Process of Peanut Butter?**

- 13. What is the total size of land required for setting up Peanut Butter Manufacturing plant ?**
- 14. What will be the income and expenditures for Peanut Butter Manufacturing plant ?**
- 15. What are the Projected Balance Sheets of Peanut Butter Manufacturing plant ?**
- 16. What are the requirement of utilities and overheads for setting up Peanut Butter Manufacturing plant?**
- 17. What is the Built up Area Requirement and cost for setting up Peanut Butter Manufacturing Business?**

- 18. What are the Personnel (Manpower) Requirements for setting up Peanut Butter Manufacturing Business?**
- 19. What are Statistics of Import & Export for Peanut Butter ?**
- 20. What is the time required to break-even of Peanut Butter Manufacturing Plant?**
- 21. What is the Break-Even Analysis of Peanut Butter Manufacturing plant?**
- 22. What are the Project financials of Peanut Butter Manufacturing plant?**

- 
- 23. What are the Profitability Ratios of Peanut Butter Manufacturing plant?**
- 24. What is the Sensitivity Analysis-Price/Volume of Peanut Butter Manufacturing plant?**
- 25. What are the Projected Pay-Back Period and IRR of Peanut Butter Manufacturing plant?**
- 26. What is the Process Flow Sheet Diagram of Peanut Butter Manufacturing project?**





**27. What are the Market Opportunities for setting up Peanut Butter Manufacturing plant?**

**28. What is the Market Study and Assessment for setting up Peanut Butter Manufacturing plant?**

**29. What is the Plant Layout for setting Peanut Butter Manufacturing Business?**



# Table of Contents of the Project Report

# 1. PROJECT LOCATION

## 1.1. DISTRICT PROFILE & GEOTECHNICAL SITE CHARACTERIZATION

1.1.1. General

1.1.2. Climate

1.1.3. Map

1.1.4. Location & Geographical Area

1.1.5. Topography

1.1.6. Transport

1.1.7. Availability of Minerals

1.1.8. Forest

1.1.9. Large Scale Enterprises

1.1.10.SPSU/CPSU/ Heavy Industries

1.1.11.Medium Scale Enterprises

## **2. INTRODUCTION**

### **2.1. FORMS OF PEANUT BUTTER**

## **3. USES AND APPLICATIONS**

## **4. HEALTH BENEFITS OF PEANUT BUTTER**

## **5. CONSUMER USES OF PEANUT BUTTER**

## **6. COMPOSITION OF GROUNDNUTS**

## **7. COMPOSITION OF PEANUT BUTTER**



## **8. NUTRITIONAL VALUE OF PEANUT BUTTER**

## **9. B.I.S.SPECIFICATION**

9.1. IS: 9037 - 1979: PEANUT BUTTER

9.1.1. Determination of Moisture

9.1.2. Determination of Fats

## **10. SPECIFICATIONS FOR RAW KERNELS**

## **11. SPECIFICATIONS FOR INDIAN PEANUTS BUTTER**

## **12. MARKET SURVEY**

- 12.1. INDIAN GROUNDNUT
- 12.2. PEANUT BUTTER
- 12.3. PEANUT BUTTER MARKET IN INDIA
- 12.4. MARKET DRIVERS
- 12.5. MARKET KEY PLAYERS

## **13. FEW LEADING INDIAN PLAYERS**

## **14. EXPORT & IMPORT: ALL COUNTRIES**

- 14.1. EXPORT: ALL COUNTRIES
- 14.2. IMPORT: ALL COUNTRIES

# 15. EXPORT & IMPORT STATISTICS DATA OF INDIA

- 15.1. EXPORT STATISTICS DATA FOR PEANUT BUTTER
- 15.2. IMPORT STATISTICS DATA FOR PEANUT BUTTER

# 16. MANUFACTURING PROCESS

- 16.1. BASIC THEORY
- 16.2. PRINCIPAL OPERATIONS
- 16.3. PROCESSING

**17. PROCESS FLOW DIAGRAM**

**18. SHELF-LIFE OF PEANUT BUTTER**

**19. QUALITY AND SAFETY MANAGEMENT  
SYSTEMS FOR FOOD INDUSTRY**

**20. SUPPLIERS OF RAW MATERI89**

**21. SUPPLIERS OF PLANT & MACHINERY**

## **22. PLANT LAYOUT**

## **23. PHOTOGRAPHS/IMAGES FOR REFERENCE**

23.1. PRODUCT PHOTOGRAPHS

23.2. RAW MATERIAL PHOTOGRAPHS

23.3. MACHINERY PHOTOGRAPHS

## **24. QUOTATION OF PLANT, MACHINERY AND EQUIPMENTS FROM SUPPLIER**



# Project Financials

• <b>Project at a Glance</b>	<b>Annexure</b>
• Assumptions for Profitability workings .....	1
• Plant Economics.....	2
• Production Schedule.....	3
• Land & Building.....	4
Factory Land & Building	
Site Development Expenses	

- **Plant & Machinery.....5**
  - Indigenous Machineries**
  - Other Machineries (Miscellaneous, Laboratory etc.)**
  
- **Other Fixed Assets.....6**
  - Furniture & Fixtures**
  - Pre-operative and Preliminary Expenses**
  - Technical Knowhow**
  - Provision of Contingencies**
  
- **Working Capital Requirement Per Month.....7**
  - Raw Material**
  - Packing Material**
  - Lab & ETP Chemical Cost**
  - Consumable Store**

- **Overheads Required Per Month and Per Annum.....8**  
**Utilities & Overheads (Power, Water and Fuel Expenses etc.)**  
**Royalty and Other Charges**  
**Selling and Distribution Expenses**
  
- **Salary and Wages .....9**
  
- **Turnover Per Annum .....10**
  
- **Share Capital.....11**  
**Equity Capital**  
**Preference Share Capital**

- **Annexure 1 :: Cost of Project and Means of Finance**
- **Annexure 2 :: Profitability and Net Cash Accruals**
  - **Revenue/Income/Realisation**
  - **Expenses/Cost of Products/Services/Items**
  - **Gross Profit**
  - **Financial Charges**
  - **Total Cost of Sales**
  - **Net Profit After Taxes**
  - **Net Cash Accruals**

• **Annexure 3 :: Assessment of Working Capital requirements**

- **Current Assets**
- **Gross Working Capital**
- **Current Liabilities**
- **Net Working Capital**
- **Working Note for Calculation of Work-in-process**

• **Annexure 4 :: Sources and Disposition of Funds**



• **Annexure 5 :: Projected Balance Sheets**

- **ROI (Average of Fixed Assets)**
- **RONW (Average of Share Capital)**
- **ROI (Average of Total Assets)**

• **Annexure 6 :: Profitability Ratios**

- **D.S.C.R**
- **Earnings Per Share (EPS)**
- **Debt Equity Ratio**

• **Annexure 7 :: Break-Even Analysis**

- **Variable Cost & Expenses**
- **Semi-Variable/Semi-Fixed Expenses**
- **Profit Volume Ratio (PVR)**
- **Fixed Expenses / Cost**
- **B.E.P**

• **Annexure 8 to 11 :: Sensitivity Analysis-Price/Volume**

- **Resultant N.P.B.T**
- **Resultant D.S.C.R**
- **Resultant PV Ratio**
- **Resultant DER**
- **Resultant ROI**
- **Resultant BEP**

- **Annexure 12 :: Shareholding Pattern and Stake Status**

- **Equity Capital**

- **Preference Share Capital**

- **Annexure 13 :: Quantitative Details-Output/Sales/Stocks**

- **Determined Capacity P.A of Products/Services**

- **Achievable Efficiency/Yield % of Products/Services/Items**

- **Net Usable Load/Capacity of Products/Services/Items**

- **Expected Sales/ Revenue/ Income of Products/ Services/ Items**

- **Annexure 14** :: **Product wise Domestic Sales Realisation**
- **Annexure 15** :: **Total Raw Material Cost**
- **Annexure 16** :: **Raw Material Cost per unit**
- **Annexure 17** :: **Total Lab & ETP Chemical Cost**
- **Annexure 18** :: **Consumables, Store etc.**
- **Annexure 19** :: **Packing Material Cost**
- **Annexure 20** :: **Packing Material Cost Per Unit**



- **Annexure 21** :: **Employees Expenses**
- **Annexure 22** :: **Fuel Expenses**
- **Annexure 23** :: **Power/Electricity Expenses**
- **Annexure 24** :: **Royalty & Other Charges**
- **Annexure 25** :: **Repairs & Maintenance**

## **Expenses**

- **Annexure 26** :: **Other Manufacturing Expenses**
- **Annexure 27** :: **Administration Expenses**
- **Annexure 28** :: **Selling Expenses**

- **Annexure 29 :: Depreciation Charges – as per Books (Total)**
- **Annexure 30 :: Depreciation Charges – as per Books (P & M)**
- **Annexure 31 :: Depreciation Charges - as per IT Act WDV (Total)**
- **Annexure 32 :: Depreciation Charges - as per IT Act WDV (P & M)**
- **Annexure 33 :: Interest and Repayment - Term Loans**
- **Annexure 34 :: Tax on Profits**
- **Annexure 35 :: Projected Pay-Back Period and IRR**

# Reasons for buying our report:

- **This report helps you to identify a profitable project for investing or diversifying into by throwing light to crucial areas like industry size, market potential of the product and reasons for investing in the product**
- **This report provides vital information on the product like it's characteristics and segmentation**
- **This report helps you market and place the product correctly by identifying the target customer group of the product**

- **This report helps you understand the viability of the project by disclosing details like machinery required, project costs and snapshot of other project financials**
- **The report provides a glimpse of government regulations applicable on the industry**
- **The report provides forecasts of key parameters which helps to anticipate the industry performance and make sound business decisions**

# Our Approach:

- **Our research reports broadly cover Indian markets, present analysis, outlook and forecast for a period of five years.**
- **The market forecasts are developed on the basis of secondary research and are cross-validated through interactions with the industry players**
- **We use reliable sources of information and databases. And information from such sources is processed by us and included in the report**



## **Scope of the Report**

**The report titled “Market Survey cum Detailed Techno Economic Feasibility Report on Peanut Butter” provides an insight into the Peanut Butter market in India with focus on uses and applications, Manufacturing Process, Process Flow Sheets, Plant Layout and Project Financials of Peanut Butter project. The report assesses the market sizing and growth of the Indian Peanut Butter Industry. While expanding a current business or while venturing into new business, entrepreneurs are often faced with the dilemma of zeroing in on a suitable product/line. And before diversifying/venturing into any product, they wish to study the following aspects of the identified product:**

- **Good Present/Future Demand**
- **Export-Import Market Potential**
- **Raw Material & Manpower Availability**
- **Project Costs and Payback Period**

**We at NPCCS, through our reliable expertise in the project consultancy and market research field, have demystified the situation by putting forward the emerging business opportunity in the Peanut Butter sector in India along with its business prospects. Through this report we have identified Peanut Butter project as a lucrative investment avenue.**

Peanut Butter Manufacturing Unit, Peanut Butter Manufacturing Plant, Peanut Butter Project, Start Peanut Butter Manufacturing, Peanut Butter Manufacturing Equipment, How Peanut Butter is Made, Peanut Butter Production Line, Peanut Butter Production, Commercially Produced Peanut Butter, Making Peanut Butter, Peanut Butter Production Process, Small Scale Peanut Butter Production, Peanut Butter Processing Equipment, Peanut Butter Processing, How to Start Peanut Butter Manufacturing Business, Peanut Butter Production Unit, How to Make Peanut Butter, Peanut Butter Manufacturing, Manufacturing Process of Peanut Butter, Foods and Food Production, Process of Peanut Butter Production, Peanut Butter Production Equipment, Large Scale Peanut Butter Production, Peanut Butter Production Method, Peanut Butter Processing Line, Peanut Butter Production Plant, Peanut Butter Processing Plant, Equipment for Peanut Butter Production, Peanut Butter Manufacture, Production of Peanut Butter, Commercial Peanut Butter Production Line, Industrial Peanut Butter Production, Start Peanut Butter Production, Peanut Butter Manufacturing Industry, Peanut Butter Manufacturing Business Plan, Business Plan Cum Project Report on Peanut Butter Production, Peanut Butter Making Project, Peanut Butter Making Small Business, Peanut Butter Manufacturing Unit, Peanut Butter Production & Business, Small Scale Peanut Butter Manufacturing Unit, Manufacturing Guide for Peanut Butter, Production Plan for Peanut Butter, Peanut Butter Manufacturing Plant In India,

Milk and Dairy Products, Peanut Butter Production Project Ideas, Projects on Small Scale Industries, Small Scale Industries Projects Ideas, Peanut Butter Production Based Small Scale Industries Projects, Project Profile on Small Scale Industries, Peanut Butter Production Projects, New Project Profile on Peanut Butter Manufacturing Industries, Detailed Project Report on Peanut Butter Production, Project Report on Peanut Butter Production, Pre-Investment Feasibility Study on Peanut Butter Manufacturing, Techno-Economic Feasibility Study on Peanut Butter Production, Feasibility Report on Peanut Butter Manufacturing, Free Project Profile on Peanut Butter Production, Project Profile on Peanut Butter Production, Download Free Project Profile on Peanut Butter Manufacturing, Industrial Project Report, Project Consultant, Project Consultancy, NPCS, Niir, Process Technology Books, Business Consultancy, Business Consultant, Project Identification and Selection, Preparation of Project Profiles, Startup, Business Guidance, Business Guidance to Clients, Startup Project for Peanut Butter Manufacturing, Startup Project, Startup Ideas, Project for Startups, Startup Project Plan, Business Start-Up, Business Plan for Startup Business, Great Opportunity for Startup, Small Start-Up Business Project, Project Report for Bank Loan, Project Report for Bank Finance, Project Report Format for Bank Loan in Excel, Excel Format of Project Report and CMA Data, Project Report Bank Loan Excel, Detailed Project Plan Reports



Most Profitable Food Processing Business Ideas, Food Processing Industry, Profitable Food Processing Business in India, Starting Food Processing Business, New Small Scale Ideas in Food Processing Industry, Small Scale Food Processing Industry, Food Processing Industry Project Report, Small Scale Food Processing Projects, Indian Food Industry, Projects for Small Scale Food Processing Industry, Agro and Food Processing, Starting Business in Food Processing Industry, Food Manufacturing Industry, Project Report on Food Processing & Agro Based, Food Processing Plants, Projects on Food Processing, Get Started in Small-Scale Food Manufacturing, Setting Up of Food Processing Units, How to Start Food Production Business



# Niir Project Consultancy Services (NPCS) can provide Detailed Project Report on **Production of Peanut Butter**

Manufacturing Plant, Detailed Project Report, Profile, Business Plan, Industry Trends, Market Research, Survey, Manufacturing Process, Machinery, Raw Materials, Feasibility Study, Investment Opportunities, Cost and Revenue, Plant Economics, Production Schedule, Working Capital Requirement, Plant Layout, Process Flow Sheet, Cost of Project, Projected Balance Sheets, Profitability Ratios, Break Even Analysis

**See more**

<https://goo.gl/j8oRur>

<https://goo.gl/o5tr9e>

<https://goo.gl/dMsYHO>

<https://goo.gl/WiKy4p>

<https://goo.gl/TcpC5L>



A wooden surface with a white bowl of orange dip, crackers, and nuts.

*Visit us at*

[www.entrepreneurindia.co](http://www.entrepreneurindia.co)



[www.entrepreneurindia.co](http://www.entrepreneurindia.co)

**Take a look at  
Niir Project Consultancy Services  
on #Street View**

<https://goo.gl/VstWkd>

*Locate us on  
Google Maps*

<https://goo.gl/maps/BKkUtg9gevT2>

# OUR CLIENTS

Our inexhaustible Client list includes public-sector companies, Corporate Houses, Government undertaking, individual entrepreneurs, NRI, Foreign investors, non-profit organizations and educational institutions from all parts of the World. The list is just a glimpse of our esteemed & satisfied Clients.

**Click here to take a look**  
**<https://goo.gl/G3ICjV>**



# Free Instant Online Project Identification & Selection Search Facility

Selection process starts with the generation of a product idea. In order to select the most promising project, the entrepreneur needs to generate a few ideas about the possible projects.

Here's we offer a best and easiest way for every entrepreneur to searching criteria of projects on our website [www.entrepreneurindia.co](http://www.entrepreneurindia.co) that is "Instant Online Project Identification and Selection"



**NPCS Team has simplified the process for you by providing a "Free Instant Online Project Identification & Selection" search facility to identify projects based on multiple search parameters related to project costs namely: Plant & Machinery Cost, Total Capital Investment, Cost of the project, Rate of Return% (ROR) and Break Even Point % (BEP). You can sort the projects on the basis of mentioned pointers and identify a suitable project matching your investment requisites.**

**Click here to go**

**<http://www.entrepreneurindia.co/project-identification>**

## Contact us

**Niir Project Consultancy Services**

**106-E, Kamla Nagar, Opp. Spark Mall,**

**New Delhi-110007, India.**

**Email: [npcs.ei@gmail.com](mailto:npcs.ei@gmail.com) , [info@entrepreneurindia.co](mailto:info@entrepreneurindia.co)**

**Tel: +91-11-23843955, 23845654, 23845886, 8800733955**

**Mobile: +91-9811043595**

**Website : [www.entrepreneurindia.co](http://www.entrepreneurindia.co) , [www.niir.org](http://www.niir.org)**

**Take a look at NIIR PROJECT CONSULTANCY SERVICES on**

**#StreetView**

**<https://goo.gl/VstWkd>**



# **Niir Project Consultancy Services**

**An ISO 9001:2015 Company**



# Who are we?

- *One of the leading reliable names in industrial world for providing the most comprehensive technical consulting services*
- *We adopt a systematic approach to provide the strong fundamental support needed for the effective delivery of services to our Clients' in India & abroad*



*We at NPCS want to grow with you by providing solutions scale to suit your new operations and help you reduce risk and give a high return on application investments. We have successfully achieved top-notch quality standards with a high level of customer appreciation resulting in long lasting relation and large amount of referral work through technological breakthrough and innovative concepts. A large number of our Indian, Overseas and NRI Clients have appreciated our expertise for excellence which speaks volumes about our commitment and dedication to every client's success.*





*We bring deep, functional expertise, but are known for our holistic perspective: we capture value across boundaries and between the silos of any organization. We have proven a multiplier effect from optimizing the sum of the parts, not just the individual pieces. We actively encourage a culture of innovation, which facilitates the development of new technologies and ensures a high quality product.*



# What do we offer?

- *Project Identification*
- *Detailed Project Reports/Pre-feasibility Reports*
- *Market Research Reports*
- *Business Plan*
- *Technology Books and Directory*
- *Industry Trend*
- *Databases on CD-ROM*
- *Laboratory Testing Services*
- *Turnkey Project Consultancy/Solutions*
- *Entrepreneur India (An Industrial Monthly Journal)*

# How are we different ?

- *We have two decades long experience in project consultancy and market research field*
- *We empower our customers with the prerequisite know-how to take sound business decisions*
- *We help catalyze business growth by providing distinctive and profound market analysis*
- *We serve a wide array of customers , from individual entrepreneurs to Corporations and Foreign Investors*
- *We use authentic & reliable sources to ensure business precision*

# Our Approach

**Requirement collection**

**Thorough analysis of the project**

**Economic feasibility study of the Project**

**Market potential survey/research**

**Report Compilation**



# Who do we serve?

- *Public-sector Companies*
- *Corporates*
- *Government Undertakings*
- *Individual Entrepreneurs*
- *NRI's*
- *Foreign Investors*
- *Non-profit Organizations, NBFC's*
- *Educational Institutions*
- *Embassies & Consulates*
- *Consultancies*
- *Industry / trade associations*



# Sectors We Cover

- *Ayurvedic And Herbal Medicines, Herbal Cosmetics*
- *Alcoholic And Non Alcoholic Beverages, Drinks*
- *Adhesives, Industrial Adhesive, Sealants, Glues, Gum & Resin*
- *Activated Carbon & Activated Charcoal*
- *Aluminium And Aluminium Extrusion Profiles & Sections,*
- *Bio-fertilizers And Biotechnology*
- *Breakfast Snacks And Cereal Food*
- *Bicycle Tyres & Tubes, Bicycle Parts, Bicycle Assembling*

# Sectors We Cover *Cont...*

- *Bamboo And Cane Based Projects*
- *Building Materials And Construction Projects*
- *Biodegradable & Bioplastic Based Projects*
- *Chemicals (Organic And Inorganic)*
- *Confectionery, Bakery/Baking And Other Food*
- *Cereal Processing*
- *Coconut And Coconut Based Products*
- *Cold Storage For Fruits & Vegetables*
- *Coal & Coal Byproduct*

- *Copper & Copper Based Projects*
- *Dairy/Milk Processing*
- *Disinfectants, Pesticides, Insecticides, Mosquito Repellents,*
- *Electrical, Electronic And Computer based Projects*
- *Essential Oils, Oils & Fats And Allied*
- *Engineering Goods*
- *Fibre Glass & Float Glass*
- *Fast Moving Consumer Goods*
- *Food, Bakery, Agro Processing*

- *Fruits & Vegetables Processing*
- *Ferro Alloys Based Projects*
- *Fertilizers & Biofertilizers*
- *Ginger & Ginger Based Projects*
- *Herbs And Medicinal Cultivation And Jatropha (Biofuel)*
- *Hotel & Hospitality Projects*
- *Hospital Based Projects*
- *Herbal Based Projects*
- *Inks, Stationery And Export Industries*



## Sectors We Cover *Cont...*

- *Infrastructure Projects*
- *Jute & Jute Based Products*
- *Leather And Leather Based Projects*
- *Leisure & Entertainment Based Projects*
- *Livestock Farming Of Birds & Animals*
- *Minerals And Minerals*
- *Maize Processing(Wet Milling) & Maize Based Projects*
- *Medical Plastics, Disposables Plastic Syringe, Blood Bags*
- *Organic Farming, Neem Products Etc.*



# Sectors We Cover *Cont...*

- *Paints, Pigments, Varnish & Lacquer*
- *Paper And Paper Board, Paper Recycling Projects*
- *Printing Inks*
- *Packaging Based Projects*
- *Perfumes, Cosmetics And Flavours*
- *Power Generation Based Projects & Renewable Energy Based Projects*
- *Pharmaceuticals And Drugs*
- *Plantations, Farming And Cultivations*
- *Plastic Film, Plastic Waste And Plastic Compounds*
- *Plastic, PVC, PET, HDPE, LDPE Etc.*

# Sectors We Cover *Cont...*

- *Potato And Potato Based Projects*
- *Printing And Packaging*
- *Real Estate, Leisure And Hospitality*
- *Rubber And Rubber Products*
- *Soaps And Detergents*
- *Stationary Products*
- *Spices And Snacks Food*
- *Steel & Steel Products*
- *Textile Auxiliary And Chemicals*

# Sectors We Cover *Cont...*

- *Township & Residential Complex*
- *Textiles And Readymade Garments*
- *Waste Management & Recycling*
- *Wood & Wood Products*
- *Water Industry(Packaged Drinking Water & Mineral Water)*
- *Wire & Cable*

## Contact us

**Niir Project Consultancy Services**

**106-E, Kamla Nagar, Opp. Spark Mall,**

**New Delhi-110007, India.**

**Email: [npcs.ei@gmail.com](mailto:npcs.ei@gmail.com) , [info@entrepreneurindia.co](mailto:info@entrepreneurindia.co)**

**Tel: +91-11-23843955, 23845654, 23845886, 8800733955**

**Mobile: +91-9811043595**

**Website : [www.entrepreneurindia.co](http://www.entrepreneurindia.co) , [www.niir.org](http://www.niir.org)**

**Take a look at NIIR PROJECT CONSULTANCY SERVICES on**

**#StreetView**

**<https://goo.gl/VstWkd>**



# Follow us



➤ <https://www.linkedin.com/company/niir-project-consultancy-services>



➤ <https://www.facebook.com/NIIR.ORG>



➤ <https://www.youtube.com/user/NIIRproject>



➤ <https://plus.google.com/+EntrepreneurIndiaNewDelhi>



➤ [https://twitter.com/npcs\\_in](https://twitter.com/npcs_in)



➤ <https://www.pinterest.com/npcsindia/>







**For more information, visit us at:**

**[www.niir.org](http://www.niir.org)**

**[www.entrepreneurindia.co](http://www.entrepreneurindia.co)**



**[www.entrepreneurindia.co](http://www.entrepreneurindia.co)**